

# First Aid for Dental Emergencies

Follow the instructions below when a child has a dental emergency.

- ★ In all situations, reassure the child.
- ★ If any blood is involved, it is recommended that you wear gloves.
- ★ Do not administer any pain relievers until the child's parent is consulted.

## BLEEDING AFTER LOSING A BABY TOOTH

- ✓ Place a clean folded gauze pad, cloth or paper towel over the bleeding area.
- ✓ Have the child bite on the gauze with pressure for 15 minutes. This procedure may be repeated.
- ✓ Make sure the child refrains from frequent rinsing.
- ✓ If bleeding persists, SEE A DENTIST!

## BROKEN BRACES AND WIRES

- ✓ Broken wires can be covered with wax or gauze until the child can be seen by an orthodontist.
- ✓ DO NOT remove wire embedded in the cheek, tongue or gums.
- ✓ THE CHILD SHOULD SEE THEIR ORTHODONTIST IMMEDIATELY!

## BROKEN TOOTH

- ✓ Gently clean dirt from the injured area with warm water.
- ✓ Place a cold compress on the face over the injured area.
- ✓ Locate and save any broken tooth fragments if possible.
- ✓ SEE A DENTIST IMMEDIATELY!

## CUT OR BITTEN TONGUE, LIP OR CHEEK

- ✓ Clean area with a clean, wet cloth.
- ✓ Apply pressure with cloth to stop the bleeding.
- ✓ Apply ice to the swollen or bruised areas. If bleeding does not stop after 15 minutes, or with pressure, the child should be seen by a dentist or doctor.

## KNOCKED OUT PERMANENT TOOTH





- ✓ Find the tooth.
- ✓ Handle the tooth by its crown, not the root!
- ✓ Gently replace the tooth in its socket and hold the tooth in place.
- ✓ A tooth that is quickly reimplanted has a good chance of being saved!
- ✓ If the tooth cannot be reinserted into the socket, put the tooth into "Sav-A-Tooth", or a cup of fresh milk. Do not put the tooth into tap water.
- ✓ SEE A DENTIST IMMEDIATELY!

## POSSIBLE BROKEN JAW

- ✓ The child's jaw line may appear distorted.
- ✓ Immediately call your local emergency medical service (911)!
- ✓ Keep the child still and calm.
- ✓ Make sure the child can breathe.
- ✓ Try to keep the child from moving.

## TOOTHACHE OR ABSCESS

- ✓ Rinse the mouth vigorously with warm salt water to remove any food debris.
- ✓ DO NOT place aspirin on the site of the toothache because it may cause burning to the gum tissue. If the face is swollen, place a cold compress on the outside of the cheek.
- ✓ Encourage the parent to take the child to the dentist AS SOON AS POSSIBLE.



NC

Public Health  
HEALTH AND HUMAN SERVICES