

# NC ORAL HEALTH REGIONAL SNAPSHOT

## REGION 4

Alexander, Cabarrus, Catawba, Cleveland, Gaston, Iredell, Lincoln, Mecklenburg, Rowan, Stanly and Union

1




2



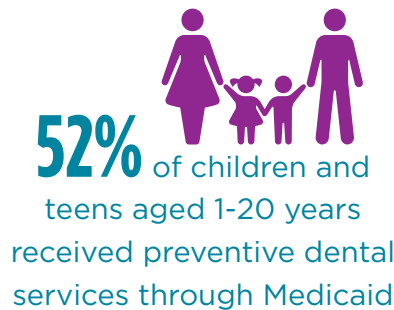
3



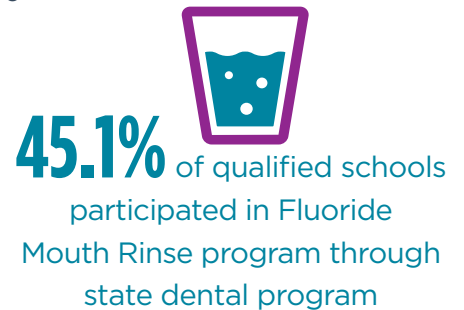
4



5




6



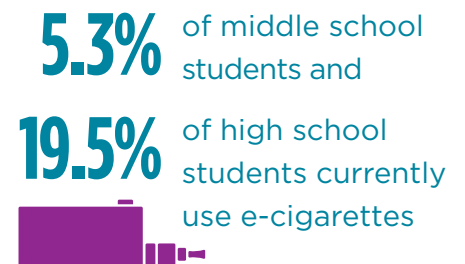
7




8




9



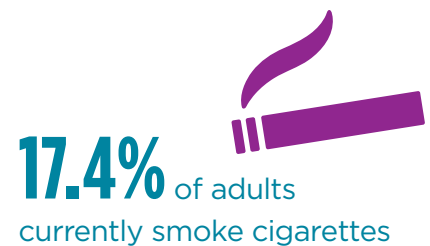
10



11



12



# NC ORAL HEALTH REGIONAL SNAPSHOT

## NORTH CAROLINA & US ORAL HEALTH COMPARISONS

| INDICATOR   | REGION 4    | NC        | US          | HP 2020 TARGET | NC DESIRED TREND |
|---|-------------|-----------|-------------|----------------|------------------|
| 1. % of kindergarten children that have untreated tooth decay                                       | 9.5         | 14.3      | 20          | 25.9           | ↓                |
| 2. # of assessments or dental screenings through state dental program                               | 9,607       | 78,577    | N/A         | N/A            | ↑                |
| 3. # of children who received sealants through state dental program                                 | 1,901       | 3,908     | N/A         | N/A            | ↑                |
| 4. % of children aged 1-2 years who received preventive oral health services through Medicaid       | 28          | 51        | 13          | N/A            | ↑                |
| 5. % of children and teens aged 1-20 years who received preventive dental services through Medicaid | 52          | 50        | 44          | 33.2           | ↑                |
| 6. % of qualified schools participated in Fluoride Mouth Rinse program through state dental program | 45.1        | 41.1      | N/A         | N/A            | ↑                |
| 7. % of pregnant women have untreated tooth decay   | 8*          | 30.3*     | N/A         | N/A            | ↓                |
| 8. % of population served by public water systems who receive fluoridated water                     | 74          | 87.8      | 74.7        | 79.6           | ↑                |
| 9. % of middle school students and % of high school students currently use e-cigarettes             | 5.3<br>19.5 | 5.6<br>17 | 3.3<br>11.7 | N/A<br>N/A     | ↓                |
| 10. % of adults aged 18+ years that have had permanent teeth extracted                              | 46.1        | 47.6      | 43.3        | N/A            | ↓                |
| 11. % of adults aged 65+ years had all their natural teeth extracted                                | 16.6        | 18.1      | 14.4        | 21.6           | ↓                |
| 12. % of adults currently smoke cigarettes  | 17.4        | 17.9      | 17          | 12             | ↓                |

**\* Convenience sample of prenatal patients**

Data Source: 1) NC Source: 2016-2017 North Carolina Calibrated Dental Assessment. US Source: Healthy People 2020 target OH 2.2. • 2-3) 2017-2018 NC Administrative Weekly Service Report - NC DHHS-DPH Oral Health Section • 4-5) NC Source: 2017 Form CMS-416 Annual EPSDT Participation Report. US Source: Medicaid Dental Trends Analysis 2000-2012, Medicaid.gov. Healthy People 2020 target OH 8. • 6) 2017-2018 NC Fluoride Mouth Rinse report - NCDHHS-DPH Oral Health Section • 7) 2016 NC Perinatal Basic Screening Survey - NCDHHS-DPH Oral Health Section\* • 8) NC & US Source: CDC Water Fluoridation Reporting System (2017); Healthy People 2020 target OH-13. • 9) NC Source: 2017 NC Youth Tobacco Survey - Middle and High School students who currently use e-cigarettes. • 10) NC Source: 2016 NC BRFSS - Adults aged 18+ that have had permanent teeth extracted. US Source: National-2016 BRFSS - Adults that have had any permanent teeth extracted. • 11) NC Source: 2016 NC BRFSS - Adults aged 65 and older who have had all their natural teeth extracted; US Sources: National 2016 BRFSS; Healthy People 2020 target OH 4.2. • 12) NC Source: 2016 NC BRFSS - Adults who currently use tobacco; US: Healthy People 2020 TU1.1.